

# D1005 HR

The highest quality,  
most compact and most versatile  
duplex dry minilab you can buy

D1005 HR								
Printing system		Piezoelectric inkjet system						
Print resolution		720x720dpi 6 gradations per dot (5 dot sizes + no dot (White)) / 1440x1440dpi 4 gradations per dot (3 dot sizes + no dot (White))						
Print size	Roll paper	Paper widths: 89, 102, 127, 152, 203, 254, 279, 305mm (3.5", 4", 5", 6", 8", 10", 11", 12") Paper advance lengths: When the widths are 89 and 102mm (3.5", 4") : 88.9 (3.5") to 457.2mm (18") When the width is 127mm (5") : 88.9 (3.5") to 840.0mm (33") When the widths are 152, 203, 254, 279 and 305mm (6", 8", 10", 11", 12") : 88.9 (3.5") to 914.4mm (36")						
	Sheet paper	Paper widths: 203 (8") to 305mm (12") Paper advance lengths*: 178 (7") to 625mm (24.6")						
Maximum print size		Roll paper: 305 x 914.4mm (12" x 36") Sheet paper: 305 x 625mm (12" x 24.6")						
Paper types*1	Roll paper	Noritsu proprietary inkjet photo paper (Glossy/Semi-glossy) Paper widths: 89, 102, 127, 152, 203, 254, 279, 305mm (3.5", 4", 5", 6", 8", 10", 11", 12") Paper roll length : 100m (328feet)						
	Sheet paper (Soki by Noritsu)	Print size*2	Single-sided sheet paper (Glossy)	Single-sided sheet paper (Semi-glossy)	Double-sided sheet paper (Thin, Semi-glossy, HG)	Double-sided sheet paper (Thick, Semi-glossy, HG)	Double-sided sheet paper (Thick, Folded, Semi-glossy, HG)	Single-sided sheet paper (Photo book cover)
		210x297mm (8.3"x11.7")	Supported	Supported	Supported	Supported		
		203x254mm (8"x10")	Supported	Supported				
		203x203mm (8"x8")			Supported			
		254x203mm (10"x8")			Supported			
		279x216mm (11"x8.5")			Supported	Supported		
		305x305mm (12"x12")			Supported			
		254x178mm (10"x7")					Supported	
		254x432mm (10"x17")						Supported
254x610mm (10"x24")							Supported	
305x625mm (12"x24.6")						Supported		
Ink		4 colors of dye ink: Y (Yellow), M (Magenta), C (Cyan), BK (Black) Volume: 500ml per color						
Dimensions		See "External view" below						
Weight		Printer with the 4-order print sorter unit: Approx. 230kg (507.1 lbs) (excluding options, paper and ink cartridges) Printer with the 12-order print sorter unit: Approx. 240kg (529.1 lbs) (excluding options, paper and ink cartridges)						
Power specifications		AC 100-120V / 200-240V 1P2W						
Rated power capacity		1440VA or less						

\*1 Paper types are subject to change without notice.

\*2 Indicates the size of the print as it comes out of the printer. Each sheet paper size is 10mm longer (in the advance length direction) before it is printed.

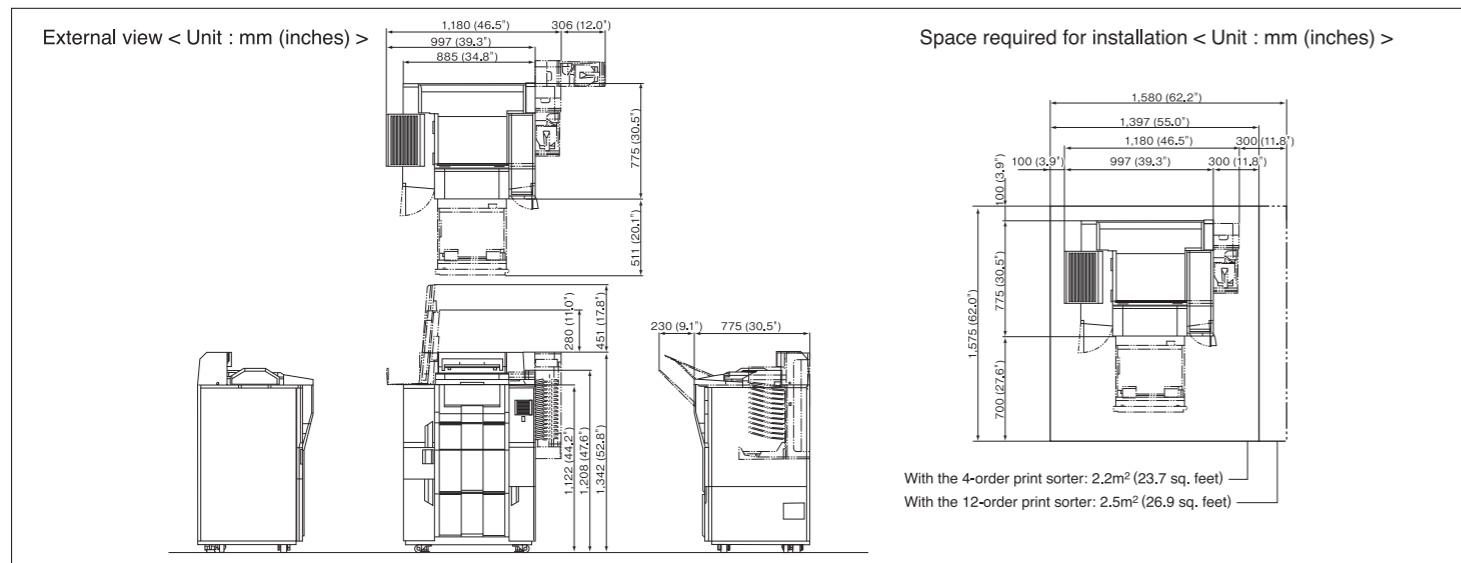
Print capacity for roll paper (prints/hour)**2		
Print size (Width x Advance length)	Print resolution : 720x720dpi Prints/hour (Approx.)	Print resolution : 1440x1440dpi Prints/hour (Approx.)
127x89mm (5"x3.5")	1180	404
152x102mm (6"x4")	950	320
89x127mm (3.5"x5")	1031	350
102x152mm (4"x6")	825	275
102x203mm (4"x8")	636	208
127x178mm (5"x7")	639	209
203x102mm (8"x 4")	633	213
203x254mm (8"x10")	280	89
203x305mm (8"x12")	236	74
254x203mm (10"x8")	305	97
254x305mm (10"x12")	209	65
305x203mm (12"x8")	274	86
305x254mm (12"x10")	223	69
279x356mm (11"x14")	170	53
305x457mm (12"x18")	127	39
305x914mm (12"x36")	55	19

Print capacity for sheet paper (prints/hour)**3		
Print size (Width x Advance length)	Print resolution : 720x720dpi Prints/hour (Approx.)	Print resolution : 1440x1440dpi Prints/hour (Approx.)
210x297mm (A4/8.3"x11.7")	129	48
203x203mm (8"x8")	161	61
203x254mm (8"x10")	143	53
254x178mm (10"x7")	156	58
254x203mm (10"x8")	146	54
279x216mm (Letter/11"x8.5")	132	49
305x305mm (12"x12")	106	38

\*1 Using Noritsu proprietary inkjet paper (Calculated according to our criteria. The capacity you achieve may be different.)

\*2 The capacities listed for 152mm (6") and smaller print sizes represent the capacity when two paper rolls of the same width and same surface are loaded in a two-lane magazine.

\*3 The above figures signify single-sided print capacity.



**NORITSU KOKI CO., LTD.**

The specifications, information, and appearance of the machine herein are subject to change without notice.

Our products have been manufactured under an ISO 9001-certified quality assurance system.

579-1 UMEHARA, WAKAYAMA-SHI, 640-8550, JAPAN  
PHONE:(81)73-454-0345 FACSIMILE:(81)73-454-0301  
http://www.noritsu.co.jp

**COUNTRY**

Australia  
Brazil  
Canada  
The Czech Rep.  
China  
France  
Greece  
Germany  
Hong Kong  
India  
Italy

**OFFICE**

Noritsu Koki Australia Pty. Ltd.  
Noritsu Do Brasil Ltda.  
Noritsu Canada Ltd.  
Noritsu (CR) spol. sr. o.  
Noritsu (Shanghai) P. E. M. Co., Ltd.  
Noritsu France E. U. R. L.  
Noritsu Hellas Ltd.  
Noritsu (Deutschland) GmbH  
Noritsu (Far East) Ltd.  
Noritsu India Private Ltd.  
Noritsu Italia S. r. l.

**PHONE NO.**

(61) 2-9317-2141  
(55) 92-3615-4300  
(1) 905-567-8982  
(420) 241-040901  
(86) 21-5046-3997  
(33) 1-57-02-12-90  
(30) 210-6019506  
(49) 2154-9157-0  
(852) 2873-4788  
(91) 11-45757375  
(39) 0321-445211

**COUNTRY**

Malaysia  
Mexico  
The Philippines  
Poland  
South Korea  
Russia  
Singapore  
Taiwan  
U. A. E.  
U. S. A.

**OFFICE**

Noritsu Koki Malaysia Sdn. Bhd.  
Noritsu Mexico S.A. De C.V.  
Noritsu Philippines, Inc.  
Noritsu (Poland) Sp. z.o.o.  
Noritsu Seoul Branch  
Noritsu (R) Ltd.  
Noritsu Singapore Pte. Ltd.  
Noritsu Taiwan Co., Ltd.  
Noritsu Near East Branch  
Noritsu America Corporation

**PHONE NO.**

(60) 3-78762733  
(52) 55-2626-6710  
(63) 2-812-8443  
(48) 22-863-2800  
(82) 2-569-2701  
(7) 495-933-6446  
(65) 6778-8333  
(886) 2-2508-1908  
(971) 4-8837556  
(1) 714-521-9040

NORITSU and AccuSmart are trademarks of Noritsu Koki Co., Ltd.

All other product and company names herein may be trademarks of their respective owners.



# Introducing the game-changing state-of-the-art D1005 HR

All the features of the D1005 HR lead to increased profits. Noritsu's wealth of experience in the imaging field has been put to good use to produce

the product we have all been waiting for.

More revenue with

## Enhanced Services

Utilizing roll paper and variable paper advance technology, the D1005 HR can provide an unlimited number of print sizes. With its high resolution and high quality printing, it can produce 4x6 prints, enlargements/panoramas, duplex prints - you name it. This versatile system has numerous weapons in its arsenal that you can use to cash in on.

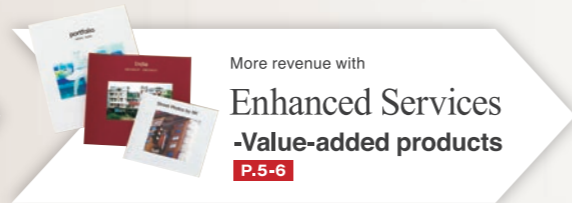
More profit through

## Enhanced Efficiency


This compact minilab has an array of features designed to enhance efficiency. It provides double savings with both low initial costs and low running costs. Furthermore, the small footprint increases your sales per area. You can increase your profit by using less space to sell more.



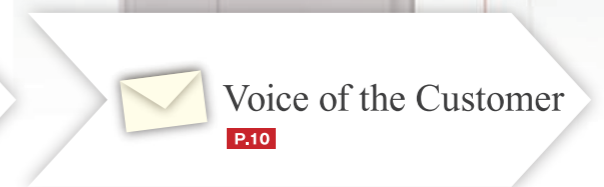
More revenue with  
**Enhanced Services**  
**-Quality** P.3-4



More revenue with  
**Enhanced Services**  
**-Value-added products**  
P.5-6



More profit through  
**Enhanced Efficiency**  
P.7-9



**Voice of the Customer**  
P.10

# The BEST duplex dry minilab in the market **D1005 HR**



# Enhanced Services

Quality



Cutting edge technology paving the way in the imaging industry

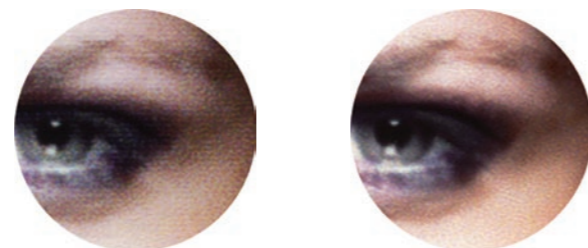
1

## High Resolution

The D1005 HR can make impressive 1440×1440dpi high-resolution prints

1440x1440dpi high resolution prints are less grainy and have smoother gradations than standard prints. Furthermore, this improvement in terms of graininess also has the effect of producing a better portrayal of contrast, texture and depth.

5mm portion of the above image output in different resolutions



You can register different resolutions (the standard 720x720dpi or the high resolution 1440x1440dpi) in different print channels in the EZ Controller. This enables you to easily change the resolution by simply changing print channels.

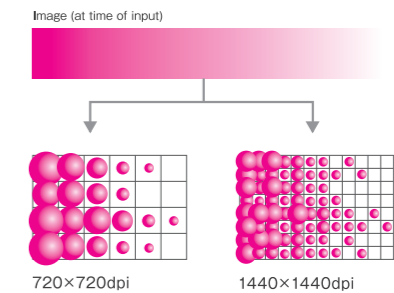
2

## High Quality

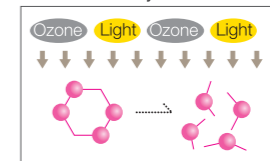
Beautiful sharp prints with multiple dot gradation dye ink system

The D1005 HR uses a high-grade dye ink system that accurately portrays fine details due to its multiple dot gradation technology. The high quality ink, combined with the excellent absorbing quality of the paper, enables the D1005 HR to produce the best print quality of any duplex dry minilab in the market. And it can do it with ONLY FOUR INKS!

### 4 color dye ink system

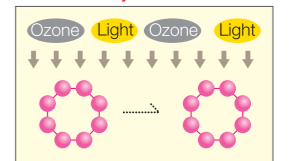


### Molecular structure of conventional dye ink



Parts of the molecular structure are weak. Results in deterioration and fading.

### Molecular structure of D1005 HR dye ink



The dye ink used in the D1005 HR has been improved to withstand deterioration, ensuring your prints will be enjoyed for generations to come.

High grade ink that produces long lasting colors

Prints made with conventional dye ink tend to fade quickly. However, the new ink used in the D1005 HR has an improved molecular structure so it is able to withstand light and ozone. This is why D1005 HR prints boast excellent lightfastness and long lasting colors.

## Two profiles to choose from

There are two profiles available as a standard feature for the D1005 HR – One that emulates the look of silver halide prints, and one that uses the full inkjet gamut to produce more vivid colors. The profile can be easily changed anytime to meet individual needs.

### Two different profiles



Silver halide profile Inkjet profile


3

## Raw File Printing

High quality prints from raw image files



Adobe's DNG conversion technology is incorporated into the EZ Controller along with Noritsu's AccuSmart™ image processing technology. This means you can easily make high quality prints from raw image files without using separate raw file conversion software.



A large portion of the pixel data in the original JPEG image has highlight areas that are too light. When the image is corrected, the overall light in the image is reduced, but the pixels representing the highlight areas that were too light are unsalvageable. All gradations are used, producing an image that is balanced well. There are very few pixels with shadows that are too dark and highlights that are too light.



# Enhanced Services

Value-added products

With the D1005 HR's wide variety of value-added services, you can provide something for everyone



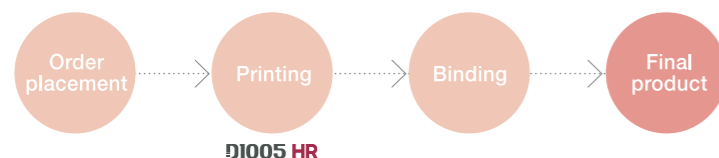
## 1 Duplex Prints

Enables you to offer photo books and many other lucrative value-added services

One of the most attractive features of the D1005 HR is its ability to produce duplex prints, which can be easily made into photo books, allowing you to tap into a lucrative market. This minilab's duplex print capability also comes in handy for making greeting cards, photo calendars and other popular personalized photo goods.



### Value-added duplex product creation workflow (Photo books, Calendars)



Offering photo books, double-sided calendars and other duplex value-added photo services is a great way to increase your customer base.

### Photo book print sizes

6" x 6"*	152 x 152mm
8" x 8"	203 x 203mm
12" x 12"	305 x 305mm
10" x 8" (Portrait/Landscape)	254 x 203mm
A4 (Portrait/Landscape)	210 x 297mm
Letter size (Portrait/Landscape)	279 x 216mm

\*Four 6"x 6" images are printed on a 12"x 12" sheet, and this is then cut manually into four 6"x 6" prints after it is printed.

### EXPRESS PHOTO BOOK PRINTING!

It only takes about **10 minutes** to make the prints for one photo book (8"x8", 24-pages, double-sided)


## 2 Enlargements / Panoramas

Attract new customers with unique print sizes

With a 12" maximum paper width and Noritsu's variable paper advance technology, the D1005 HR can make enlargements in sizes of 12"x10", 12"x18" and many other sizes, including panorama prints all the way up to 12"x36". This enables you to provide custom products such as poster prints, locker prints, and just about any custom print size you can think of.

Maximum print size

**305 × 914mm**  
(12 × 36 inches)



305x457mm (12x18 inches)



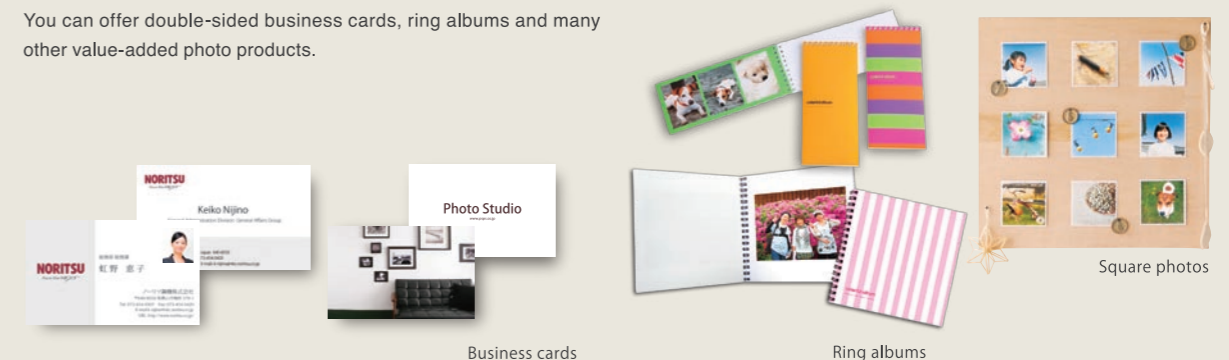
305x914mm (12x36 inches)



Panorama prints

## Offering a wide variety of products helps your business grow

You can offer double-sided business cards, ring albums and many other value-added photo products.



Business cards

Ring albums

Square photos



# Enhanced Efficiency

## A high-performance cost-effective system

### 1 Space-Saver

Use less space to sell more with this compact minilab

The D1005 HR can be installed against the wall in 2 directions and its space-saving design makes it easy to install anywhere. Maximum sales from minimum floor space. That's what the D1005 HR is about.

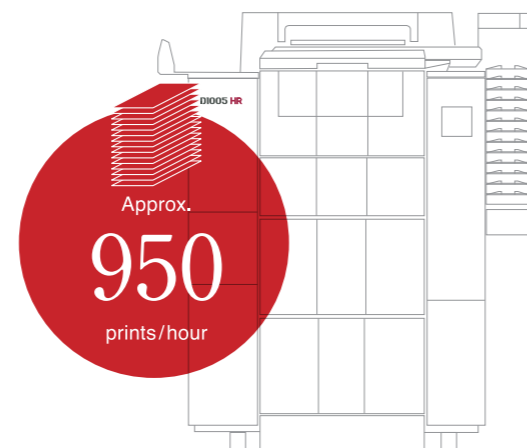
Footprint 0.69 m<sup>2</sup> (7.43 sq. feet)



### 2 High-Speed Printing

## Noritsu's fastest dry minilab

For 6"x4" prints, the D1005 HR boasts high-speed production of 950 prints per hour using roll paper, which is considered to be just right for most retailers.



\*When outputting at 720x720dpi. Calculated according to our criteria. The capacity you achieve may be different.

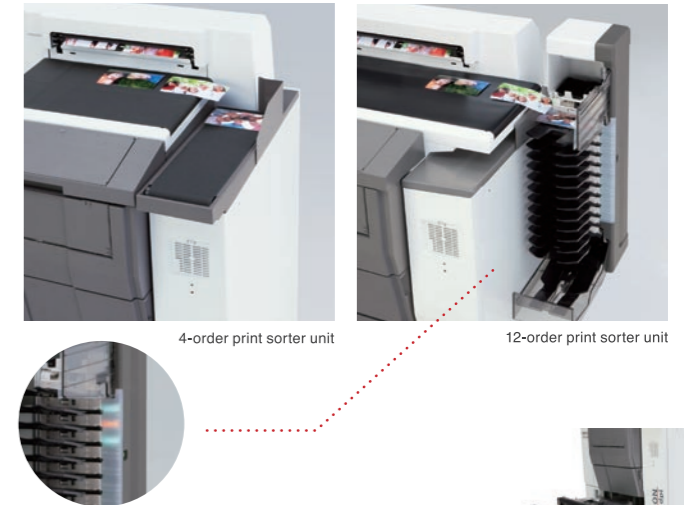
### 3 Automatic Order Sorting

## Two print sorters to choose from

You can choose the 4-order print sorter or the 12-order print sorter.

## The first dry minilab in the industry to use LED lights to signify interrupted orders

The EZ Controller Software has always had the unique ability to interrupt orders in process to give preference to urgent orders. Now, with the 12-order print sorter, LED lights are used to signify which tray has the urgent order and which trays have the order that has been interrupted.



4-order print sorter unit

12-order print sorter unit

### 4 Roll Paper

## Dual magazine system supporting a countless variety of print sizes

This dual magazine system, which is the first in the industry to support 2-lane magazines, enables you to load up to 4 paper rolls (Widths: 89 to 152mm/3.5" to 6") and provide a seemingly infinite variety of print sizes.



Paper rolls with different paper widths

Paper rolls with different paper surfaces

### 5 Sheet Paper

## Supports sheet paper as well as roll paper

The D1005 HR is the only duplex minilab in the industry that can produce prints from both roll paper and sheet paper. Sheet paper gives you the ability to produce high quality duplex prints, which open the door to a whole new realm of exciting value-added print possibilities.



More profit through

# Enhanced Efficiency

## 6 Economical/Eco-Friendly

Easy to use, easy on your wallet, and easy on the environment

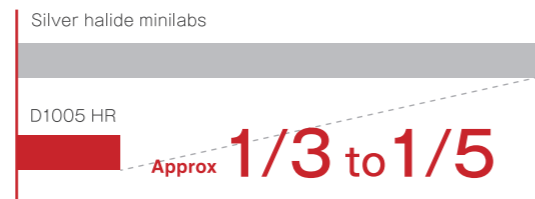
There are no photofinishing chemicals involved with dry systems. This brings you a reduction in time and costs because you do not have to worry about maintaining specified temperatures, handling and disposing solution, or any other related troublesome tasks. With the exception of paper, the only consumable replacement needed for this environmentally-friendly minilab is the ink cartridge. This function can easily be done by anyone.



Easy ink cartridge replacement

## Energy-efficient

The D1005 HR can help you cut your electricity bill drastically. It is estimated to use only about 1/3 to 1/5 the amount of electricity that silver halide minilabs use. This reduction in power consumption makes it both economically-friendly and ecologically-friendly.



\*Compared to Noritsu silver halide minilabs. Exact amount varies depending on the model.

## 7 User-Friendly

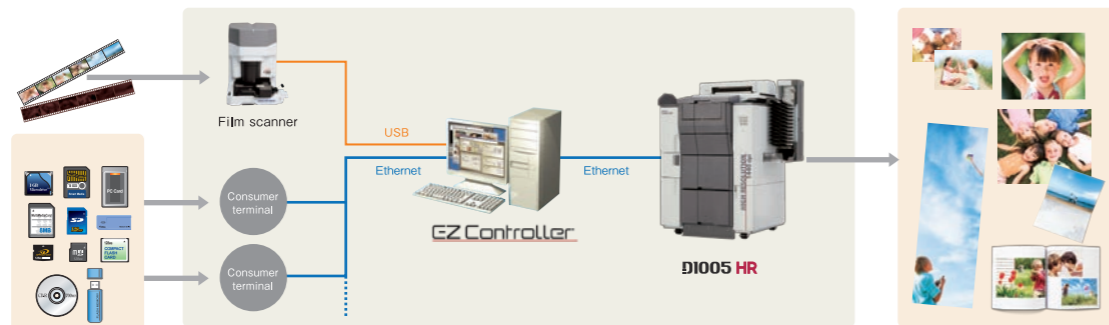
Easy operation with an intuitive user interface

The EZ Controller takes care of everything from printing to managing the orders. The graphic user interface is easy to use, even for beginners.

EZ Controller



Noritsu's image optimization technology



## Can add a film scanner according to your needs

For those who need a film scanner, Noritsu has three different models to choose from.

LS-600 <sup>*1</sup>	LS-1100 <sup>*1</sup>	HS-1800 <sup>*2</sup>
Scanning capacity (135F)		
Approx. 600 frames/hr (1002x1512 pixels)	Approx. 1200 frames/hr (1002x1512 pixels)	Approx. 1600 frames/hr (1037x1565 pixels)
*1 135 / DX240 only. No carrier required.		
*2 Carriers are available for a wide range of film, including 120 and mounted slides.		

## Voice of the Customer

The D1005 has been widely accepted in the photo market and is currently being used by many satisfied customers. The following are actual comments from three customers who have purchased and installed the D1005.

### “More business with same-day photo book production”

Before everyone started talking about photo books I was making photo albums and providing them to my customers. But I was using silver halide paper, so to do this I had to line up the prints back to back and glue them together manually, which needless to say was time-consuming and cumbersome. Now that I have the D1005, the compact size gives me more room, which I have used to install the NPB-1 binding system, and now I have an efficient system for making beautiful photo books with genuine double-sided paper. This enhanced efficiency enabled me to provide a same-day photo book service. There is a substantial demand for photo books. Recently one of my customers said she wanted to turn her photos into special albums and she ordered 60 photo books at my shop.

The D1005 is a strong weapon for photo retailers. I used the QSS-2901 before installing the D1005 and I was satisfied with the print quality, so I was reluctant to make the switch at first. But since installing it I've realized that D1005 prints have all the good aspects that QSS-2901 prints have, with even richer colors. In fact, many of my customers tell me that the D1005 print quality is better than anything they've seen.

shop A

### “Total cost of ownership was the decisive factor”

I was really impressed with the excellent print quality of the D1005, but the main reason I decided to go with a dry system is because of the huge advantage it provides in total cost of ownership. To use an example, in some ways it is similar to switching from a gasoline-powered car to an electric car. Electric cars do not use any gasoline, have fewer parts, and there are fewer consumables such as engine oil. When comparing the total costs of wet and dry systems including monthly maintenance costs and waste solution costs, I really felt I needed to make the switch to dry.

One thing I was pleasantly surprised with was how quiet the D1005 is during operation. The silver halide minilab I replaced the D1005 with made more noise and generated a lot of heat, and this forced us to turn up the air conditioner in the summertime, resulting in high electricity bills. I chose the D1005 because of the various ways it saves me money, and I am very happy with my decision.

shop B

### “Print quality that satisfies even hard-to-please photo enthusiasts”

My customer base consists mainly of repeat customers who are photo enthusiasts, and they are very picky about quality. Even now about 40% of my orders are from die-hard film photographers who bring in their film to have prints made. To be honest, before I purchased the D1005 I was somewhat concerned that these silver halide customers might not accept inkjet quality. However, I immediately found that there was nothing to be concerned about, as my customers took an instant liking to the quality. Whether it is 4 by 6 prints or enlargements, they are very pleased with the D1005 print quality, and they enjoy the added benefits it provides, like more vivid colors and a wider variety of print services.

One new service that I provide is the Jumbo Panorama print service using 12-inch paper. I recently stitched together 4 frames from a roll of film one of my customers brought in, and I made a Jumbo Panorama print and displayed it in my shop for everyone to see. It made for an impressive print. I want to continue to promote new and unique value-added print services, and the D1005 is the perfect product to do it with. The services the D1005 provides have helped me bring in new customers lately, and I want to make sure they become repeat customers by continuing to offer exciting services.

shop C