



QSS-3901G

Expanded print sizes.
Offer more products to your customers.

The QSS-39 Series prints enlargements, panoramas, square prints, collages, calendars, cards, and more. Enlargements and popular creative products are easy to print and easy to customize for your customers.

Enlargement print 305 x 457mm (12" x 18")



Maximum print size

305 x 914.4mm
(12" x 36")

Panorama print



Maximum paper advance length
914.4mm (36")

Calendar prints



Panorama Collage prints



Square prints



102 x 102 mm (4" x 4")

Collage prints



More print versatility
with thin paper

The QSS-39 Series has the added capability of being able to run thin paper (135~160 μm) for printing even more photo products such as postcards and covers for hardcover photo albums.

*135 μm paper requires designated paper magazine.



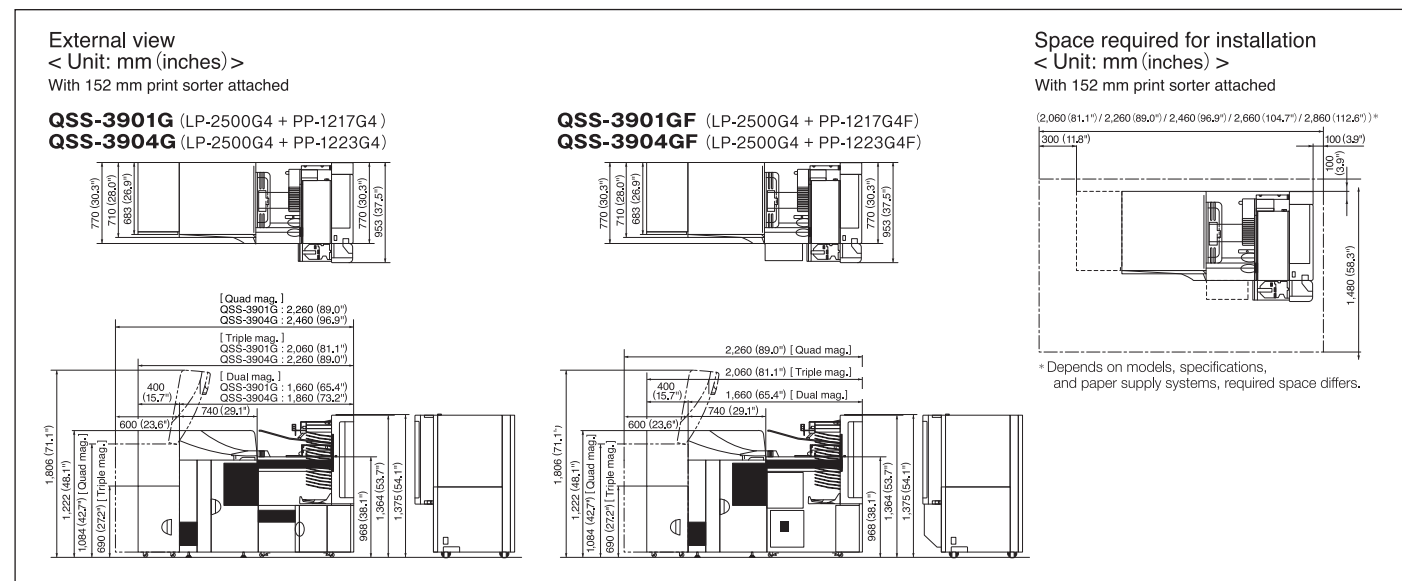
Specifications					
		QSS-3901G	QSS-3904G	QSS-3901GF	QSS-3904GF
Exposure system		Laser exposure system			
Print resolution		640 dpi x 640 dpi			
Print size	Processable paper	Paper widths: 82.5, 89, 102, 114, 117, 120, 127, 130, 152, 165, 178, 203, 210, 216, 240, 254, 279, 305 mm (3.2", 3.5", 4", 4.5", 4.6", 4.7", 5", 5.1", 6", 6.5", 7", 8", 8.3", 8.5", 9.4", 10", 11", 12")			
	Paper advance lengths	Paper advance lengths: When the widths are 82.5 (3.2") to 120 mm (4.7"): 82.5 (3.2") to 457.2 mm (18") When the widths are 127 (5") to 305 mm (12"): 82.5 (3.2") to 914.4 mm (36") * Depends on paper type, minimum advance length of 150 mm or longer may be required.			
Maximum print size		305 x 914.4 mm (12" x 36")			
Paper supply		Dual magazine system (standard) / Triple magazine system (factory option) / Quad magazine system (factory option)			
Print sorter unit (printer can be equipped with one of three sorter options)	17 orders	Supports 152 mm (6") width (50 prints of 152 x 102 mm (6" x 4") / tray)		*Supports order interrupt signal lamp	
	14 orders	Supports 152 mm (6") width (82 prints of 152 x 102 mm (6" x 4") / tray)		*Supports order interrupt signal lamp	
	8 orders	Supports 254 mm (10") width		*Does not support order interrupt signal lamp	
Dimensions		See "External view" below			
Weight*1	Printer	Approx. 281.5kg (620.6 lbs)	Approx. 281.5kg (620.6 lbs)	Approx. 281.5kg (620.6 lbs)	Approx. 281.5kg (620.6 lbs)
	Processor	Approx. 265.3kg (584.9 lbs)	Approx. 323.2kg (712.5 lbs)	Approx. 270.6kg (596.6 lbs)	Approx. 281.1kg (619.7 lbs)
	Total	Approx. 546.8kg (1,205.5 lbs)	Approx. 604.7kg (1,333.1 lbs)	Approx. 552.1kg (1,217.2 lbs)	Approx. 562.6kg (1,240.3 lbs)
Power specifications		AC 200-240V 1P2W or 3P3W / AC 346-415V 3P4W			
Rated power capacity		AC 200V 1P2W 5.1KVA (26A) or less	AC 200V 1P2W 6.1KVA (31A) or less	AC 200V 1P2W 5.1KVA (26A) or less	AC 200V 1P2W 5.9KVA (30A) or less
Power consumption*2		AC 200V 1P2W 256kWh/month	AC 200V 1P2W 338kWh/month	AC 200V 1P2W 256kWh/month	AC 200V 1P2W 338kWh/month

*1 Options, magazines, papers, and chemicals are not included. (With 152 mm print sorter attached.)

*2 Calculated according to our criteria. The actual value you achieve may be different.

Processing capacity (Approx. prints/hour)*3				
Print size (Width x Advance length)	QSS-3901G	QSS-3904G	QSS-3901GF	QSS-3904GF
127 x 89 mm (5" x 3.5")	1,650	2,250	1,650	2,250
152 x 102 mm (6" x 4")	1,480	2,120	1,480	2,120
89 x 127 mm (3.5" x 5")	1,234	1,770	1,234	1,770
102 x 152 mm (4" x 6")	1,059	1,516	1,059	1,516
127 x 178 mm (5" x 7")	922	1,304	922	1,304
203 x 102 mm (8" x 4")	762	1,125	762	1,125
203 x 254 mm (8" x 10")	345	501	345	501
203 x 305 mm (8" x 12")	292	423	292	423
254 x 203 mm (10" x 8")	423	614	423	614
254 x 305 mm (10" x 12")	292	423	292	423
305 x 203 mm (12" x 8")	423	614	423	614
305 x 254 mm (12" x 10")	345	501	345	501
305 x 457 mm (12" x 18")	200	290	200	290
305 x 914 mm (12" x 36")	95	132	95	132

*3 Calculated according to our criteria. (With 152 mm print sorter attached.) Capacity may differ depending on paper type. The actual value you achieve may be different.



Noritsu Precision Co., Ltd.

The specifications, information, and appearance of the machine herein are subject to change without notice.

Our products have been manufactured under an ISO 9001-certified quality assurance system.

579-1 UMEHARA, WAKAYAMA-SHI, 640-8550, JAPAN
PHONE: (81)73-454-0345 FACSIMILE: (81)73-454-0301
http://www.noritsu-precision.com

QSS & AccuSmart™ are trademarks of Noritsu Precision Co., Ltd.

All other product and company names herein may be trademarks of their respective owners.

NORITSU
PRECISION

QSS-3901G / 3904G

Modern Sophistication,
Legendary QSS Reliability



AccuSmart™

Increase productivity with a sophisticated feature set and fast print speeds

The QSS-39 Series is offered in two models to meet the various needs of print businesses. Both the QSS-3901G and QSS-3904G offer the best print quality using AccuSmart technology, highly efficient workflow using EZ Controller software, and an unparalleled feature set. Increased quality and productivity bring improved profits.

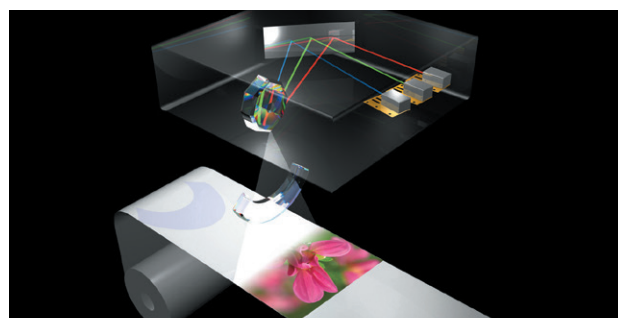
For businesses that need versatility

QSS-3901G

Speed is important to photo labs. The QSS-3901G boasts ample speed to handle large volume orders, enlargements, and specialty prints without sacrificing quality.

6" x 4" (152 x 102 mm)	Approx. 1,480 prints/hour
5" x 7" (127 x 178 mm)	Approx. 922 prints/hour
10" x 8" (254 x 203 mm)	Approx. 423 prints/hour
12" x 10" (305 x 254 mm)	Approx. 345 prints/hour


Direct modulation laser diodes are used for each color (RGB)



The digital laser engine produces high definition, high quality prints by using 640 dpi in both main and sub scanning. The results are detailed, stunning prints.

An amazing 640 dpi 12 bit resolution translates to 79 million pixels for an A3 size print.


The QSS-39 Series printers adopt the laser print technology that has been industry proven and trusted. The 640 dpi accurately portrays fine details and meets the expectations of even the discerning consumers.



High quality prints from RAW image files



Adobe's DNG conversion technology is incorporated in EZ Controller software along with Noritsu's AccuSmart image processing technology. This means you can easily make high quality prints from RAW image files without using separate RAW file conversion software.



A large portion of the pixel data in the original JPEG image has highlight areas that are too light. When the image is corrected, the overall light in the image is reduced, but the pixels representing the highlight areas that were too light are unsalvageable.

All gradations are used, producing an image that is well balanced. There are very few pixels with shadows that are too dark and highlights that are too light.

For businesses that need speed

QSS-3904G

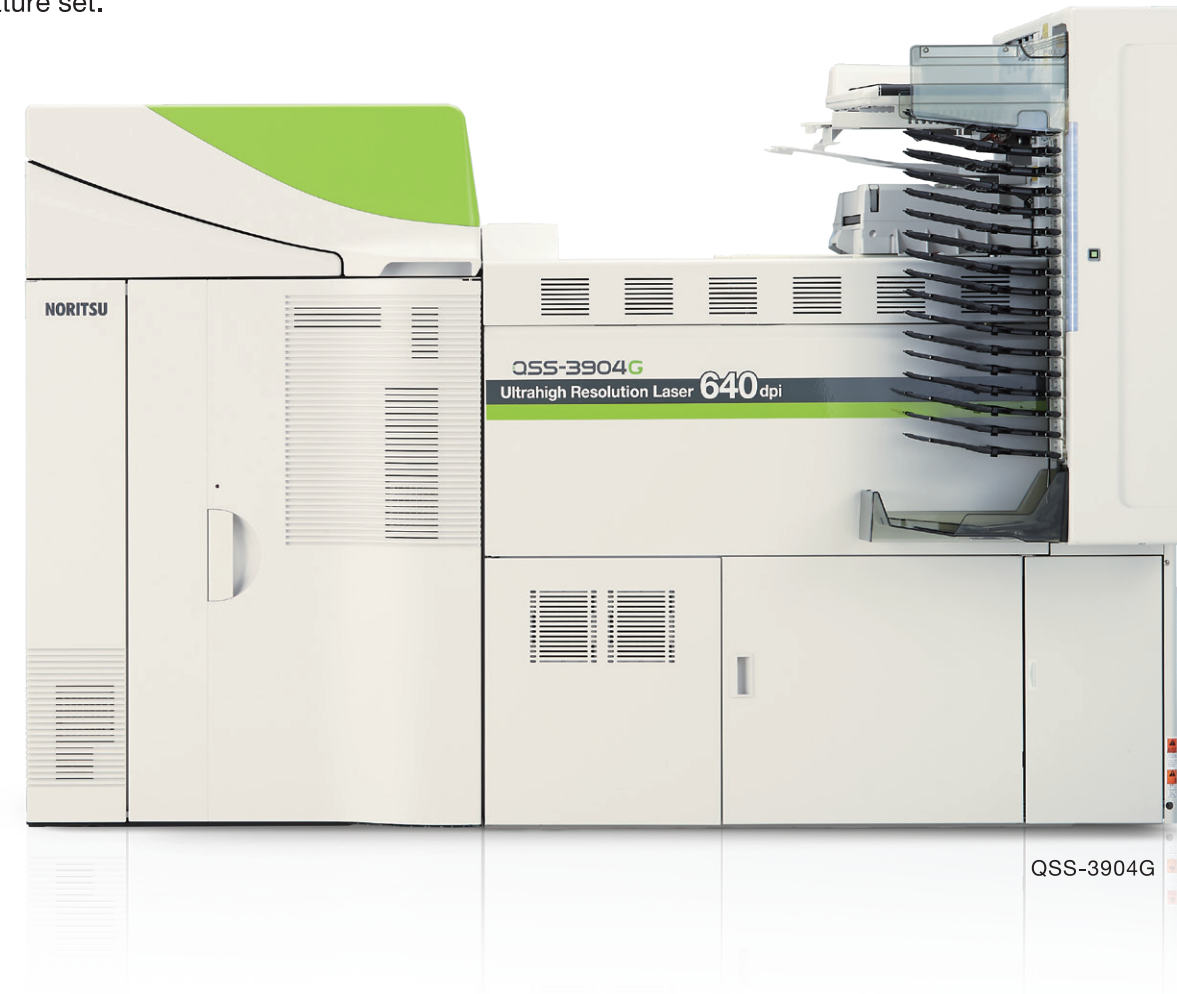
For customers that need lightning speed, the QSS-3904G pushes productivity to new heights.

6" x 4" (152 x 102 mm)	Approx. 2,120 prints/hour
5" x 7" (127 x 178 mm)	Approx. 1,304 prints/hour
10" x 8" (254 x 203 mm)	Approx. 614 prints/hour
12" x 10" (305 x 254 mm)	Approx. 501 prints/hour

Optimize images with EZ Controller

EZ Controller (Sold separately)

In addition to serving the important role of system operation software, EZ Controller has a wealth of advanced image correction functions to correct sharpness, contrast, noise, backlight, red-eye, under/over exposure, and more.



Improve productivity with flexible features

With its user-friendliness, high level of automation, and ability to be integrated into a network that meets your individual needs: the QSS-39 Series helps to enhance your efficiency and perform an array of tasks. This system will bring a higher level of speed and productivity to your business.

Various auto-functions and options improve on-site capabilities

Auto daily setup

Daily setup is done automatically. Set the timer for your business hours to greatly reduce daily maintenance.

Colorimeter

The colorimeter is built into the processor. During setup, the setup print is automatically fed into the colorimeter as it comes out of the dryer.



Interrupted orders signified by LED lamp

LED lamps on the order sorter are used to indicate which orders have been interrupted and which print trays the interrupted orders are in.



Triple magazines / Quad magazines

Factory option

Replacing magazines every time you need to change print sizes can be a time-consuming task. But you can eliminate the need for frequent magazine changes by loading 3 magazines with the triple magazine system or even 4 magazines with the quad magazine system.



Triple magazine system



Quad magazine system



Signal lamp

Option

Printer notifications are easily seen in multi-printer environments.



Versatile network

Whether you are running a single-printer print shop or a large-scale multi-printer business that requires workflow integrations, we offer versatile and highly efficient networking solutions.

